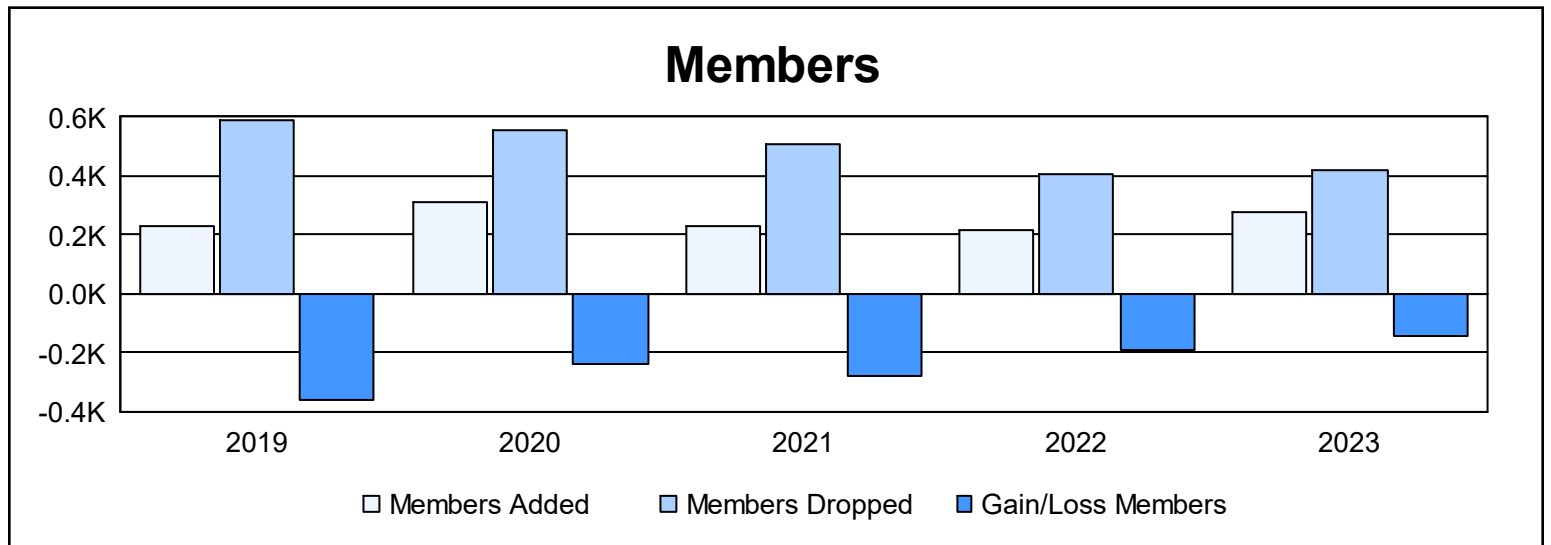
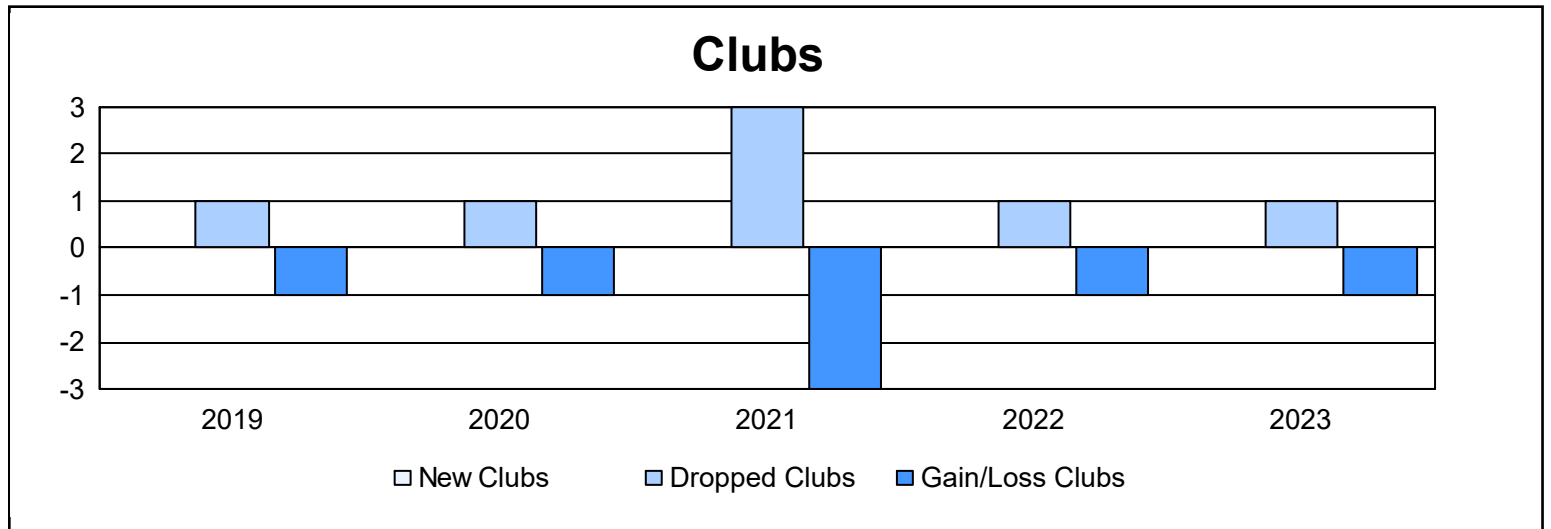
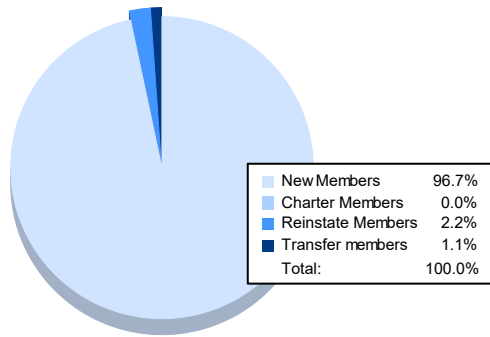


Year	New Clubs	Dropped Clubs	Gain/ Loss Clubs	New Members	Charter Members	Reinstate Members	Transfer Members	Total Member Added	Total Members Dropped	Gain/ Loss Members
2018-2019	0	1	-1	226	0	3	1	230	588	-358
2019-2020	0	1	-1	302	0	6	6	314	555	-241
2020-2021	0	3	-3	226	0	5	2	233	509	-276
2021-2022	0	1	-1	212	0	0	3	215	405	-190
2022-2023	0	1	-1	265	0	6	3	274	420	-146
<b>Average</b>	<b>0</b>	<b>1</b>	<b>-1</b>	<b>246</b>	<b>0</b>	<b>4</b>	<b>3</b>	<b>253</b>	<b>495</b>	<b>-242</b>



### Membership Composition June 2023 Cumulative



### Gender Composition June 2023 Cumulative

